



POWER TO LIFT

HMF 1120K-RCS

The HMF 1120K-RCS is a reliable and wear-resistant crane for fast and precise handling.



A fast and precise crane

The HMF 1120K-RCS is fitted with a dual Power Plus link arm system and an HDL-d speed adaptation system, which provide a very fast and precise handling of your crane.

The crane moreover has a high lifting capacity at long reach, in high positions, and close to the column. The low tare weight and reduced space requirements of the crane provide a good lift-to-weight ratio as well as full utilisation of the truck body.

Main benefits

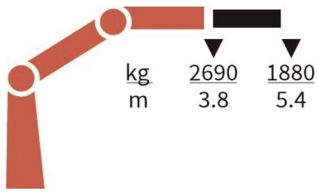
- Compact design
- Radio remote control system for total freedom
- Reliable and sturdy

PERFORMANCE	1120-K1	1120-K2	1120-K3	1120-K4	1120-K5
Load Moment (tm)	10,2	9,9	9,7	9,4	9,2
Hydraulic reach (m)	5,5	7,5	9,7	11,8	14
Weight excl. stabilizers (Kg)	1000	1105	1205	1295	1375
Weight of stabilizers, standard (Kg)	160	160	160	160	160
Lift-to-weight ratio	8,7	7,8	7,1	6,4	6
Slewing Angle (°)	420	420	420	420	420
Slewing torque (kgm)	1325	1325	1325	1325	1325
Working pressure (bar)	345	345	345	345	345
GEOMETRY					
Height above mounting surface (mm)	2135	2135	2135	2135	2135
Width, folded, standard (mm)	2350	2350	2350	2350	2350
Length of crane, no extra valves (mm)	747	747	747	747	747

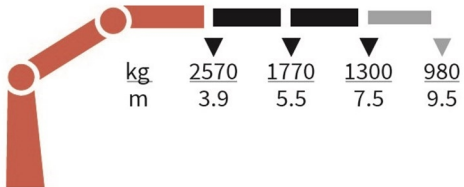
Lifting Capacity



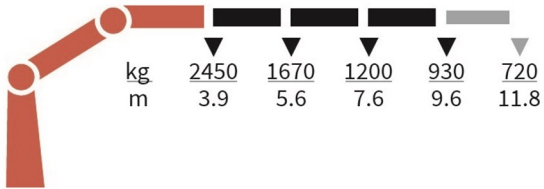
1120-K1-RCS



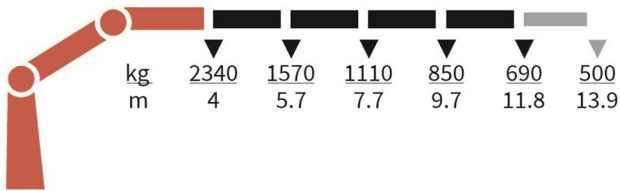
1120-K2-RCS



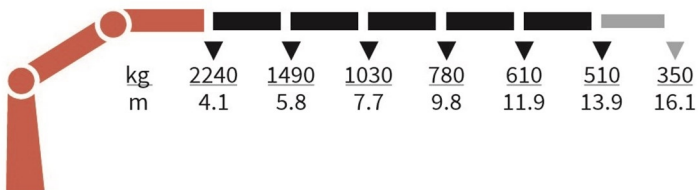
1120-K3-RCS



1120-K4-RCS



1120-K5-RCS



Basics

HMF 1120K-RCS

Electronic speed adaptation system, HDL-d/HD5
Progressive crane control - PCC
Priority flow control - PFC
Dual power plus link arm system
Proportional control valve PVG 32
Internal hose routing
Environmentally friendly quality coating - EQC
RCL safety system

Options

Control stations
High stand RC
Top seat RC
Heated seat
Control systems
Radio remote control Maxi - RC-MAX
Radio remote control Mini - RC-MIN
Electrical options
Spotlight
Voltage
Extra valves
Extra valves in hose guides
Extra valves in hose reels, internally led
Multi-coupling
Hydraulic hoist
Hydraulic hoist 1500
2-part snatch block
Hydraulics
4 manually controlled available stabilizer functions
2 manually controlled available stabilizer functions
1-4 available radio remote-controlled functions
Biodegradable oil
Ball valve for tank
Oil cooler, medium
Oil tank 55 l mounted on the crane
Radio remote control of stabilizer beams and stabilizer legs on crane
Mechanical options
Manual extension
Hook for manual extension
Crane orientation
Mounting bolt kit
Fittings for mounting bolt kits
Mechanical slew limitation
Stability and safety
Electronic vehicle stability - EVS
Cylinder limitation - CYL
Cylinder and beam limitation - CYBEL
2-section Cylinder and beam limitation - 2CYBEL
2-stage load moment limitation
Preparation for alternative stability system
Stabilizer duty control
Alarm flash on stabilizer legs

Calibration bypass - CBS
Light tower
Temperature monitoring
High stand safety system - basic
High stand safety system - envelope
High stand safety system - quadrant
Quadrant operator protection system
Beam and height warning - BEHEW
Beam and park warning - BEPAW
Stabilizer leg warning
Stabilizer beams and legs
Manual swing-up stabilizer legs with gas spring
Manual swing-up stabilizer legs
Fixed vertical stabilizer legs
Footplate with ball joint
Footplate extended
Hydraulic stabilizer beams 4.2 m - 5.1 m
Fixed vertical stabilizer legs, short
Manual stabilizer beams 4.2 m - 5.1 m
Colours
RAL colors